



Watauga COVID-19 Situation Update

January 21st, 2022


COVID-19 Updates & Important Points

COVID-19 Data At-A-Glance

Additional information about each measure can be found in this report.

Watauga New Cases (Jan 13-Jan 19)	Watauga Positivity Rate (Jan 9-Jan 15)	Watauga COVID-19 Deaths (To date)	Current Regional Hospitalizations (As of 1/20/22)	Watauga Percent Vaccinated w/ 2 Doses or One Dose of J&J (As of 1/20/22)
515	22.1%	46	Increased	59%

COVID-19 cases are increasing locally and transmission remains **high** for Watauga county as of 1/20/2022: ([CDC COVID Data Tracker](#)). The sharp increase in cases is largely due to the Omicron variant which is able to spread very easily from person to person. While we don't know the exact percentage of Omicron cases locally since there is a delay in sequencing, it is safe to assume the majority of the cases are the Omicron variant. In areas of high transmission, wear a mask in indoor public places to decrease the spread. **The majority of COVID-19 cases, hospitalizations and deaths are among those who are unvaccinated.**



We are currently experiencing very high community transmission and a large increase in COVID-19 cases due to the Omicron variant. This is the highest number of cases and increase in trends than we have ever experienced during this pandemic. We urge everyone to take precautions and actions now to limit the spread of the virus.



Vaccines are the best protection we have against COVID-19. The vaccine is free, safe and effective at preventing severe outcomes. We encourage anyone who is unvaccinated to get a vaccine to protect yourself, loved ones and the community. We offer walk-in hours Monday through Friday 1:00-4:00pm for those wanting to complete the initial series of vaccines.

COVID-19 vaccine booster doses are available for all COVID-19 vaccines. They will increase your immune response and extend your protection. If you are eligible, we encourage you to get a booster as soon as possible. Everyone ages 12 and older can get a booster shot:

- 5 months after your 2nd dose of the Pfizer-BioNTech vaccine,
- 5 months after your 2nd dose of the Moderna vaccine; or
- 2 months after your single dose of Johnson & Johnson's vaccine.

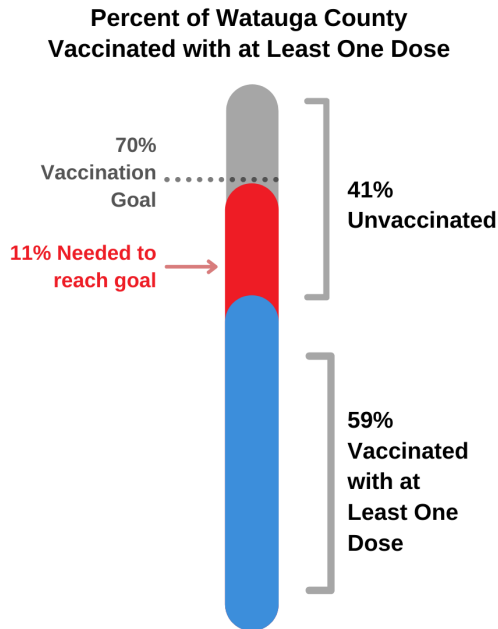
If you are experiencing COVID-19 symptoms or have been exposed to someone who has COVID-19, get tested. We offer drive-thru testing Monday through Friday 8:30-10:00am, no appointment is needed. For more information about testing, [visit our website](#).



On January 13, NC DHHS updated the ChildCareStrongNC toolkit for COVID-19 guidance for childcare settings. [View the toolkit here](#).

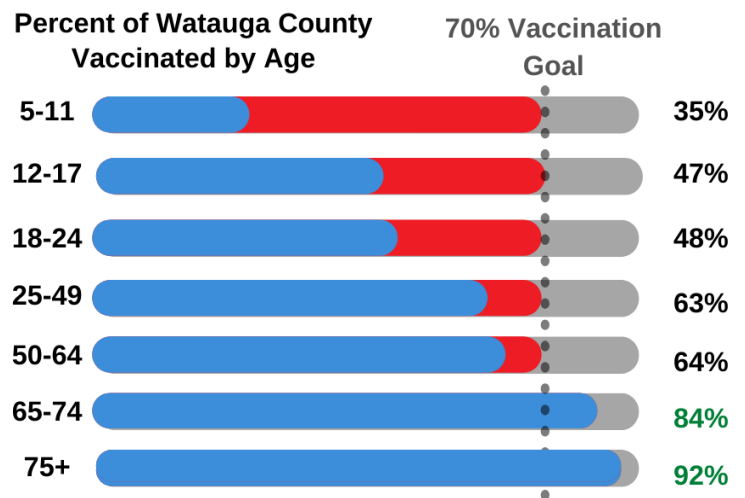
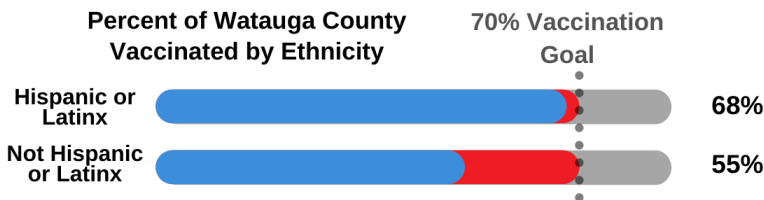
COVID-19 Watauga County Vaccination Updates

County-specific race, ethnicity and age data are from the [NCDHHS COVID-19 Vaccination Dashboard](#),
 - (All vaccine demographic data are current as of 1/20/2022 at 12:00pm).



23,773
 Vaccines Administered by
 AppHealthCare in Watauga
 County
 as of 1/20/2022.

Percent of Population by Race Vaccinated with at Least One Dose	
American Indian or Alaskan Native	0%
Asian	0%
Black or African American	47%
Native Hawaiian or Other Pacific Islander	0%
Other	61%
White	54%



North Carolina COVID-19 Updates

North Carolina State Synopsis

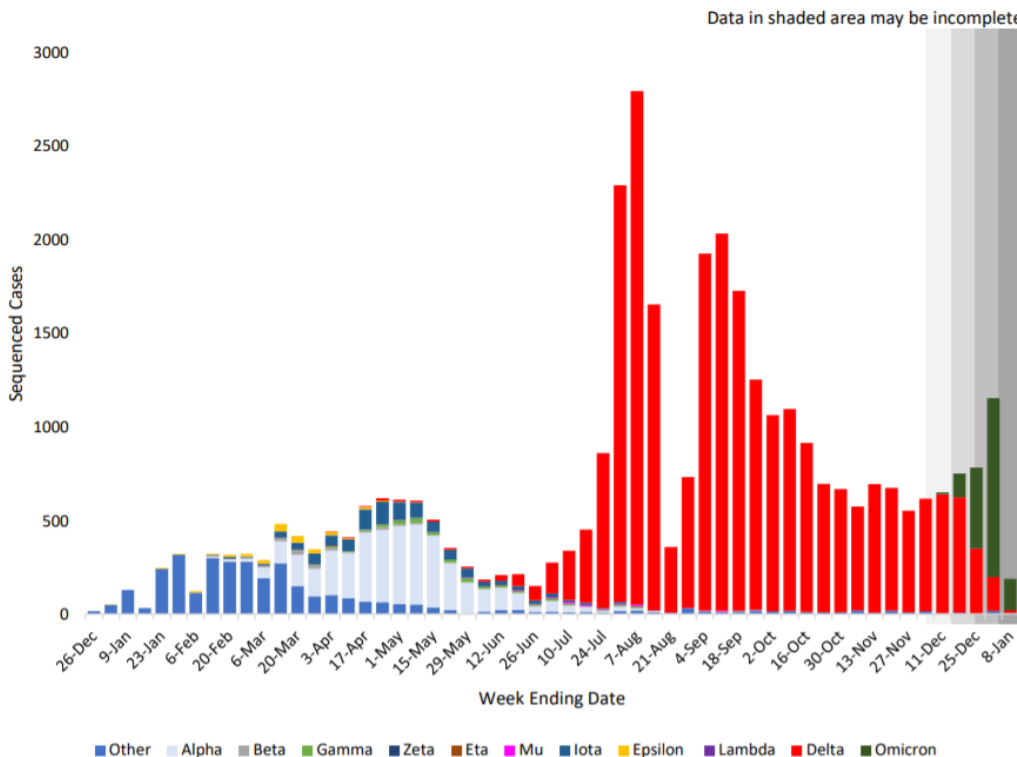
Data is from [COVID-19 State Profile Report](#), provided by White House COVID-19 Team, Joint Coordination Cell, Data Strategy and Execution Workgroup - (All data is current as of 1/14/2021)

	LAST WEEK	CHANGE FROM PREVIOUS WEEK
RATE OF NEW COVID-19 CASES PER 100,000	1,530	+27%
NUCLEIC ACID AMPLIFICATION TEST (NAAT) POSITIVITY RATE	30.6%	+2.7%
NEW CONFIRMED COVID-19 HOSPITAL ADMISSIONS / 100 BEDS	15.0	+13%
RATE OF NEW COVID-19 DEATHS PER 100,000	1.6	+42%
COMMUNITY TRANSMISSION LEVEL	HIGH TRANSMISSION	
PEOPLE RECEIVED AT LEAST 1 DOSE	8,265,792 people	78.8% of total pop.
PEOPLE 5-11 RECEIVED AT LEAST 1 DOSE	227,863 people	25.5% of 5-11 pop.
PEOPLE 12+ RECEIVED AT LEAST 1 DOSE	8,036,942 people	89.4% of 12+ pop.
PEOPLE FULLY VACCINATED	6,024,798 people	57.4% of total pop.
PEOPLE 12+ FULLY VACCINATED	5,880,035 people	65.4% of 12+ pop.
PEOPLE 65+ RECEIVED BOOSTER	541,341 people	36.4% of fully vaccinated 65+ pop.

COVID-19 Variants Detected in North Carolina by Week

Data is from [North Carolina Department of Health and Human Services' COVID-19 Surveillance Study](#). (Data is current as of 1/20/2022 at 4:00pm)

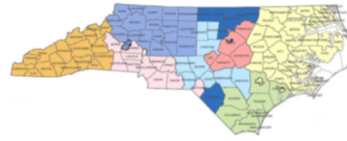
What COVID-19 variants are being detected in North Carolina?



The Omicron variant seems to spread more easily and quickly than other variants, which may lead to more cases of COVID-19. Current COVID-19 vaccines are expected to protect against severe illness, hospitalizations, and deaths from the Omicron variant. The best way to protect yourself is by getting a COVID-19 Vaccination, and booster once eligible.

Regional COVID-19 Hospitalization Data

The hospitalization data reflected includes Watauga County. All hospitalization data is from [NCDHHS' Hospitalization Data Dashboard](#). (All data is current as of 1/20/2022 at 2:00 pm)



CapRAC - Capital Region Healthcare Preparedness Coalition
 DHPC - Duke Healthcare Preparedness Coalition
 EHPC - Eastern Healthcare Preparedness Coalition
 MAHPC - Mountain Area Healthcare Preparedness Coalition
 MCRHC - Mid Carolina Regional Healthcare Coalition
 MHPCC - Metrolina Healthcare Preparedness Coalition
 SHPR - Southeastern Healthcare Preparedness Region
 THPC - Triad Healthcare Preparedness Coalition

Currently Hospitalized COVID-19 Patients in Triad Health Preparedness Coalition Region (THPC)



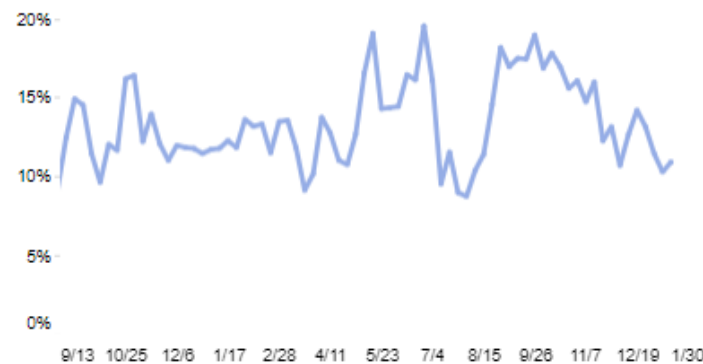
1,089
Currently COVID-19 hospitalized patients as of 1/18/22

Number of COVID-19 Adult ICU Patients in THPC



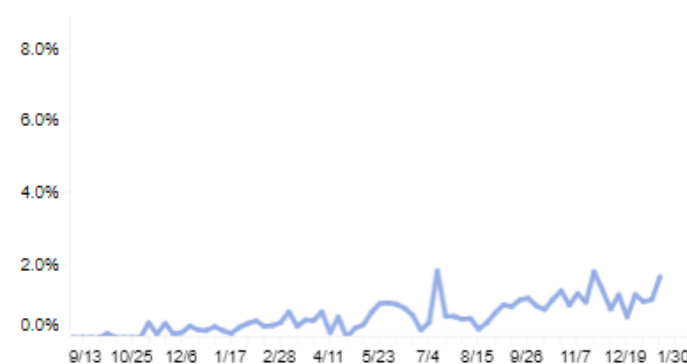
188
Current COVID-19 adult ICU patients as of 1/18/22

Weekly COVID-19 Hospital Severity Trend: Percent of Patients on a Ventilator in THPC



11%
Of currently hospitalized COVID-19 patients on a ventilator as of 1/16/22

Weekly COVID-19 Hospital Severity Trend: Percent of Pediatric Hospitalizations in THPC

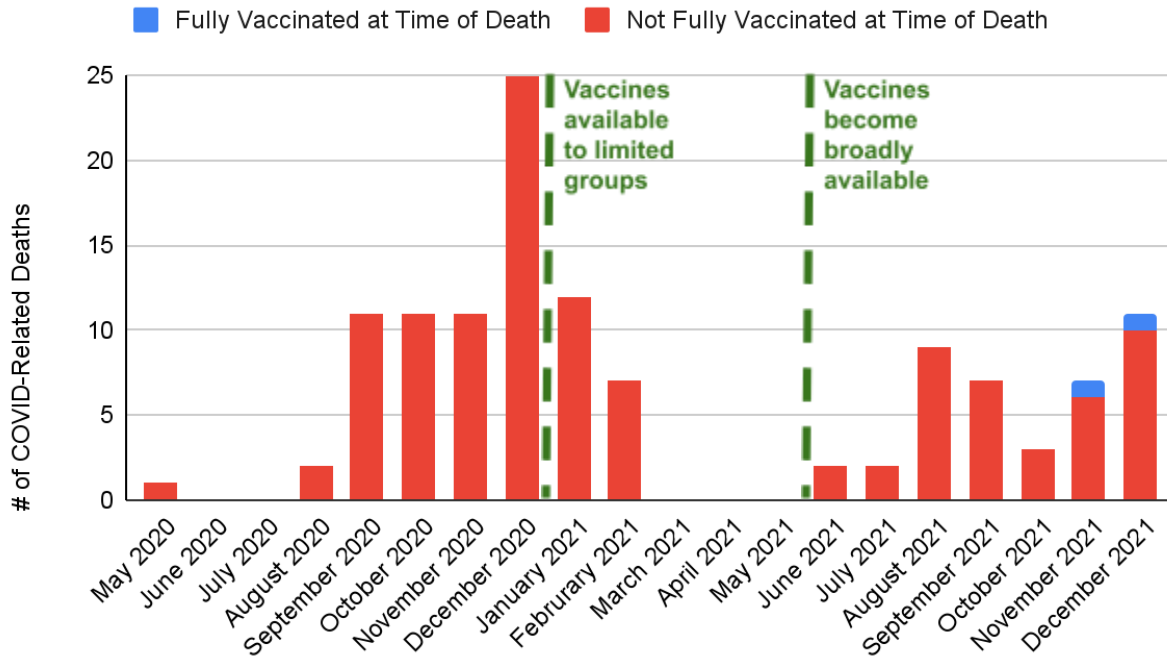


1.7%
Of currently hospitalized COVID-19 patients are pediatric as of 1/16/22

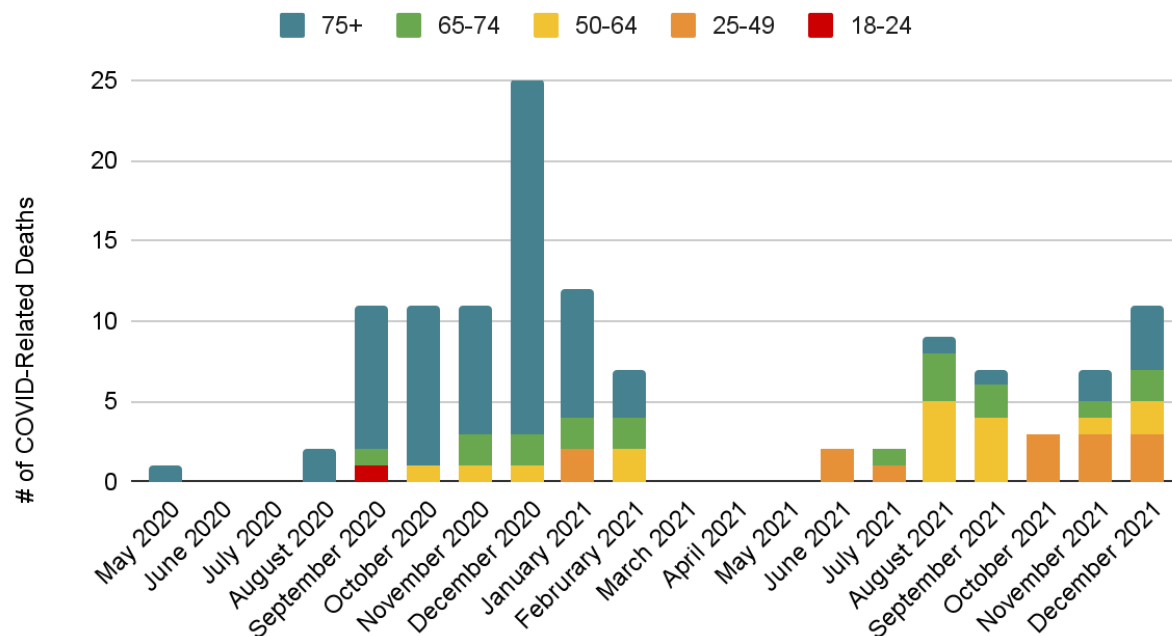
Monthly COVID-Related Deaths in the Appalachian District

The data reflected includes COVID-19 related deaths for residents of Alleghany, Ashe and Watauga counties combined. Data is collected from hospital reports (*All data is current as of 1/6/2022 at 9:00 am*)

COVID-19 Related Deaths Over Time in Appalachian District Residents



COVID-19 Related Deaths in Appalachian District Residents by Age



Watauga County COVID-19 Case Updates

Cases to Date in **Watauga County**: (All data is current as of 1/20/2022 at 9:00 am- Cumulative case counts may decrease or fluctuate due to ongoing reconciliation of data sets and elimination of duplicate data.)

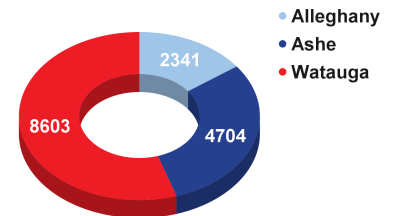


*At-Home tests, while they provide valuable information regarding COVID status and potential spread, are reportable to NCDHHS as suspected cases and are thus not included in our cases to date.

If you have COVID-19 symptoms or have been exposed to someone with COVID-19 (regardless of whether or not you have symptoms), we recommend you be tested.

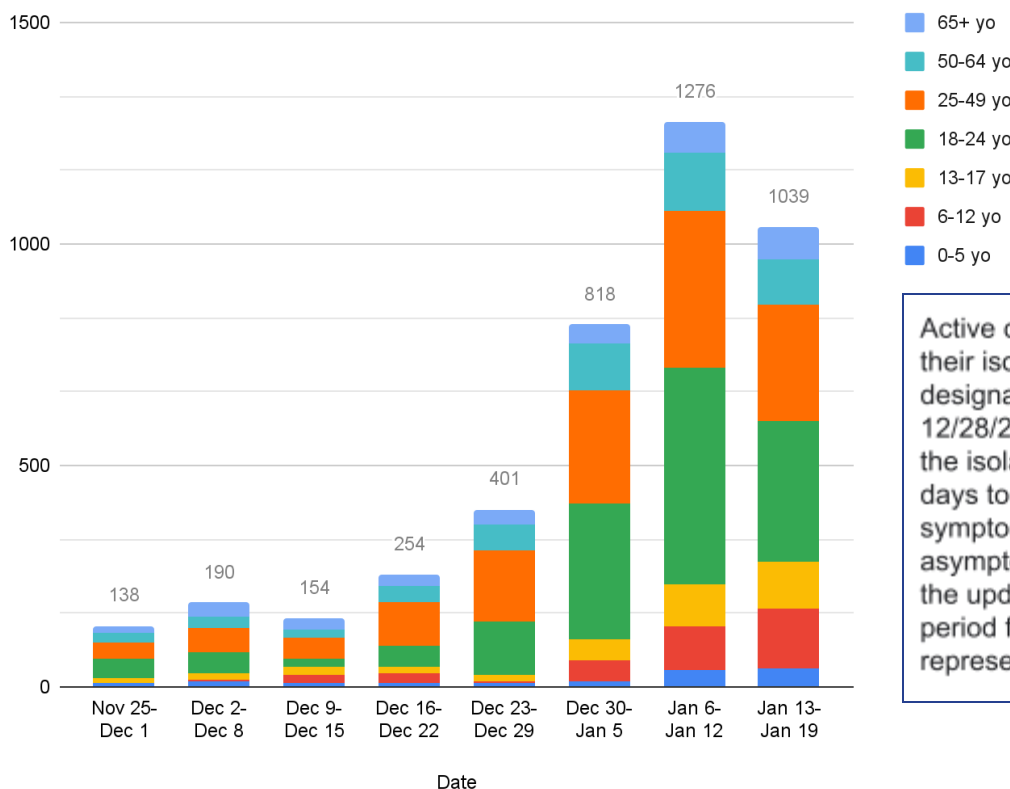
AppHealthCare offers free drive-through testing. Refer to our [website](#) for more information and FAQs regarding getting tested for COVID-19.

Positive Cases

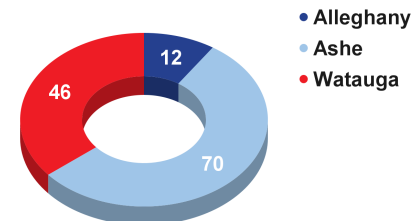


Active Cases/Week Broken Down by Age Group

Watauga County



COVID-19 Deaths



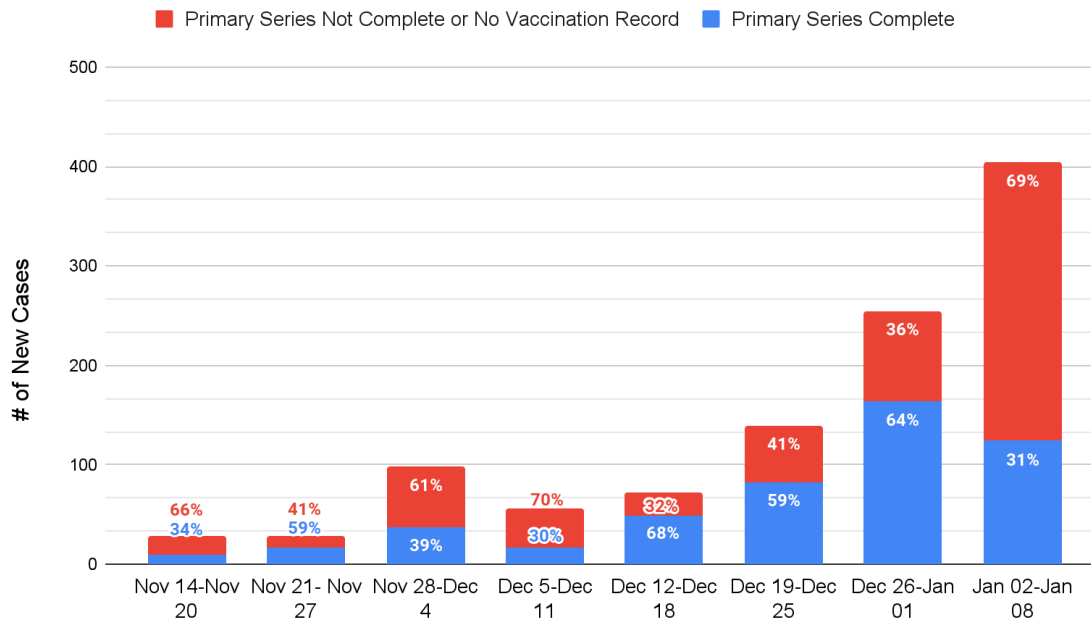
Active cases include those in their isolation period within the designated time frame. On 12/28/2021 the CDC reduced the isolation period from 10 days to 5 days, starting from symptom onset, or test date if asymptomatic. The data reflects the updated 5-day isolation period for all date ranges represented.

[Click here to view COVID-19 case and trend distribution by demographic groups for Watauga County.](#)

Watauga County COVID-19 Case Trends

New Cases per Week by Vaccination Status

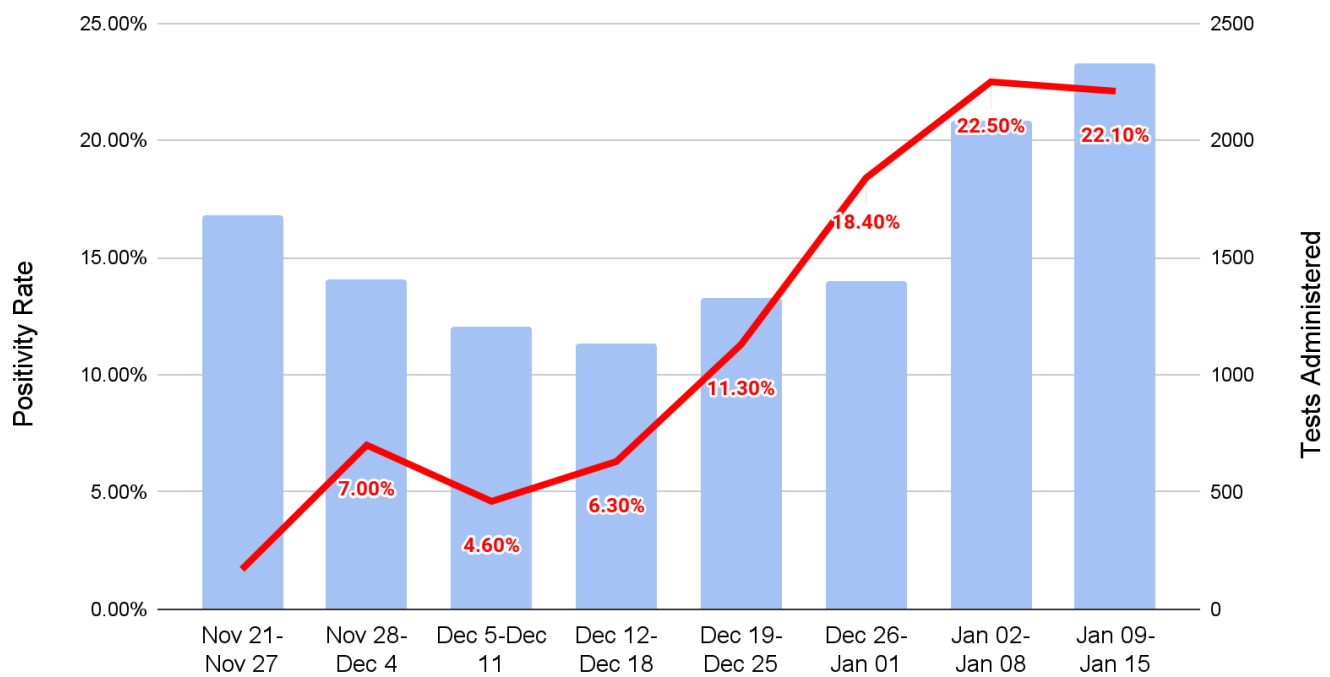
Watauga County



This figure shows the proportion of new cases who have completed at least their primary vaccination series at the time of infection. This means that they received their first dose in a single dose series or 2nd dose in a 2 dose series at least 14 days prior to infection. Cases who only have one dose of a two dose primary series, were vaccinated less than 2 weeks prior to illness, or who have no record of vaccination available are represented in red.

Tests Administered Vs Positivity Rate

Watauga County



Active Clusters and Outbreaks in Watauga County

An outbreak is defined as two or more laboratory confirmed cases within a 28 day period in a congregate living setting. A cluster is defined as a minimum of five cases within a 14-day period and plausible epidemiologic linkage between cases. An outbreak or cluster is considered active until 28 days have passed with no newly identified cases. Additional information on the [definitions of outbreaks and clusters](#) is provided by the North Carolina Department of Health & Human Services.

County	Setting Name	Setting Type	Active Cases	Cumulative Cases	Latest Positive Result
Watauga	Hospitality House	Shelter	0	13	1/10/2022
Watauga	Foley Center	Long Term Care Facility	3	8	1/19/2022
Watauga	Glenbridge	Long Term Care Facility	2	6	1/19/2022
Watauga	Appalachian State University Wrestling	Higher Learning Sports Team	0	11	1/4/2022
Watauga	Appalachian State University Women's Basketball	Higher Learning Sports Team	0	6	1/3/2022

(Cluster and outbreak data is current as of 1/19/2022 at 9am)

Alleghany (336) 372-5641 | Ashe (336) 246-9449 | Watauga (828) 264-4995

AppHealthCare COVID-19 Call Center: (828) 795-1970

General COVID-19 Questions: preparedness@apphealth.com

Media inquiries: media@apphealth.com

www.AppHealthCare.com and follow us on Facebook & Twitter

