



AppHealthCare
Caring for our Community

Kids HAVE A
SPOT
TO TAKE THEIR
SHOT.

Allegheny COVID-19 Situation Update

January 14th, 2022

COVID-19 Updates & Important Points

COVID-19 Data At-A-Glance

Additional information about each measure can be found in this report.

Allegheny New Cases (Jan 6-Jan 13)	Allegheny Positivity Rate (Jan 2-Jan 8)	Allegheny COVID-19 Deaths (To date)	Current Regional Hospitalizations (As of 1/13/22)	Allegheny Percent Vaccinated w/ 2 doses or One Dose of J&J (As of 1/13/22)
116	31.63%	11	Increased	61%

COVID-19 cases are increasing locally and transmission remains **high** for Allegheny county as of 1/13/2022: ([CDC COVID Data Tracker](#)). The sharp increase in cases is largely due to the Omicron variant which is able to spread very easily from person to person. While we don't know the exact percentage of Omicron cases locally since there is a delay in sequencing, it is safe to assume the majority of the cases are the Omicron variant. In areas of high transmission, wear a mask in indoor public places to decrease the spread. **The majority of COVID-19 cases, hospitalizations and deaths are among those who are unvaccinated.**



We are currently experiencing very high community transmission and a large increase in COVID-19 cases due to the Omicron variant. This is the highest number of cases and increase in trends than we have ever experienced during this pandemic. We urge everyone to take precautions and actions now to limit the spread of the virus.



Vaccines are the best protection we have against COVID-19. The vaccine is free, safe and effective at preventing severe outcomes. We encourage anyone who is unvaccinated to get a vaccine to protect yourself, loved ones and the community. We offer walk-in hours Monday through Friday 1:00-4:00pm for those wanting to complete the initial series of vaccines.

COVID-19 vaccine booster doses are available for all COVID-19 vaccines. They will increase your immune response and extend your protection. If you are eligible, we encourage you to get a booster as soon as possible. Everyone ages 12 and older can get a booster shot:

- 5 months after your 2nd dose of the Pfizer-BioNTech vaccine,
- 6 months after your 2nd dose of the Moderna vaccine; or
- 2 months after your single dose of Johnson & Johnson's vaccine.

If you are experiencing COVID-19 symptoms or have been exposed to someone who has COVID-19, get tested. We offer drive-thru testing Monday through Friday 8:30-10:00am, no appointment is needed. For more information about testing, [visit our website](#).

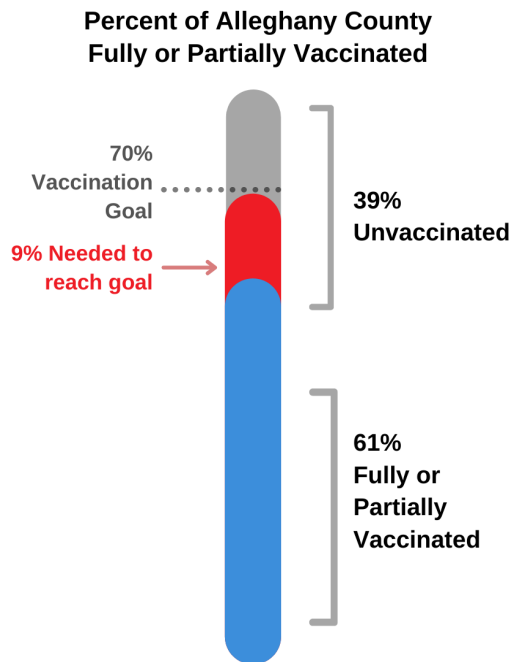


On January 13, NC DHHS updated the ChildCareStrongNC toolkit for COVID-19 guidance for childcare settings. [View the toolkit here.](#)

We have free KN95 masks available, while supplies last, for anyone in our community who wants one. Come by our health department locations in Allegheny, Ashe and Watauga Counties during business hours. Masks will be available until supplies run out.

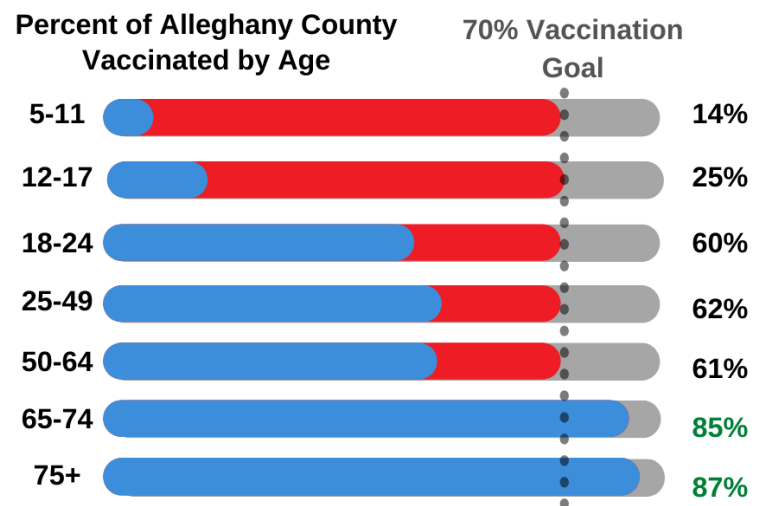
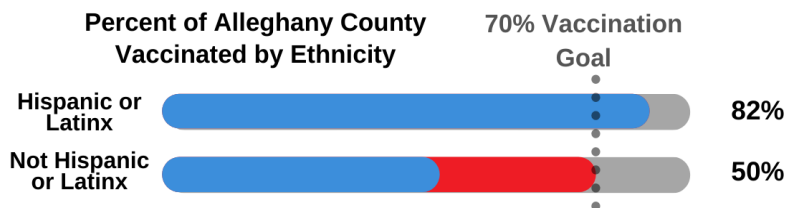
COVID-19 Alleghany County Vaccination Updates

County-specific race, ethnicity and age data are from the [NCDHHS COVID-19 Vaccination Dashboard](#),
 - (All vaccine demographic data are current as of 1/13/2022 at 12:00pm).



8,796
 Vaccines Administered by
 AppHealthCare in Alleghany
 County
 as of 1/13/2022.

Percent of Population by Race Fully or Partially Vaccinated	
American Indian or Alaskan Native	0%
Asian	0%
Black or African American	0%
Native Hawaiian or Other Pacific Islander	0%
Other	27%
White	45%



North Carolina COVID-19 Updates

North Carolina State Synopsis

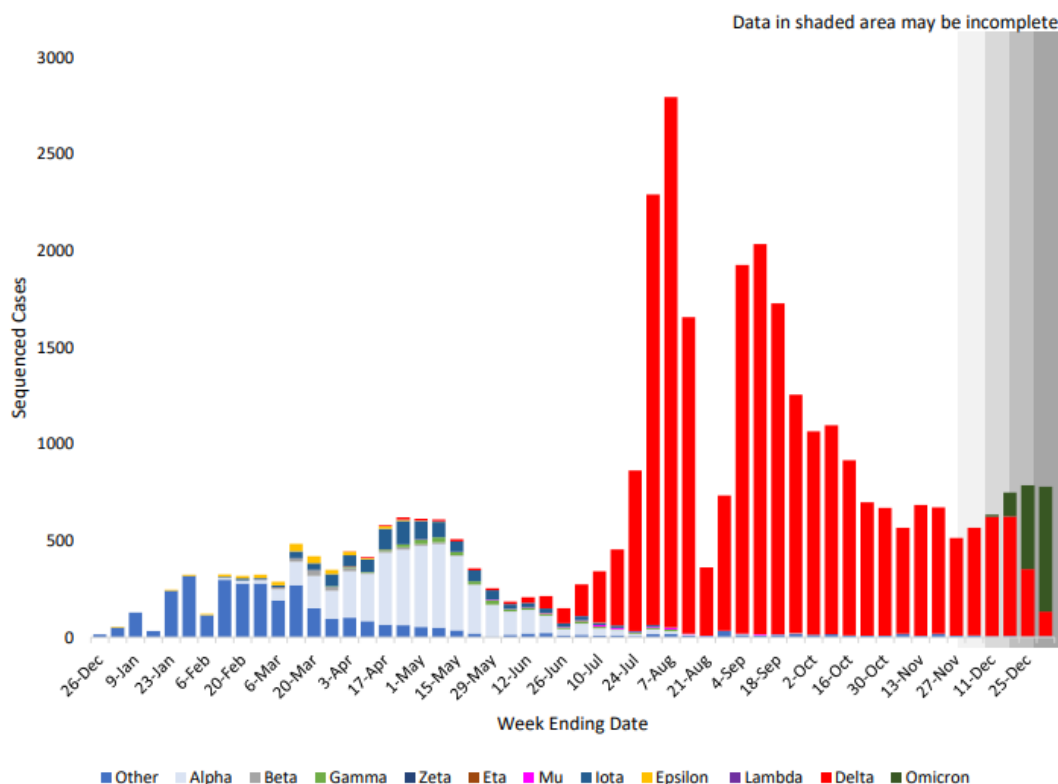
Data is from [COVID-19 State Profile Report](#), provided by White House COVID-19 Team, Joint Coordination Cell, Data Strategy and Execution Workgroup - (All data is current as of 1/7/2021)

	LAST WEEK	CHANGE FROM PREVIOUS WEEK
RATE OF NEW COVID-19 CASES PER 100,000	1,148	+137%
NUCLEIC ACID AMPLIFICATION TEST (NAAT) POSITIVITY RATE	27.8%	+11.2%
NEW CONFIRMED COVID-19 HOSPITAL ADMISSIONS / 100 BEDS	11.3	+29%
RATE OF NEW COVID-19 DEATHS PER 100,000	1.8	+91%
COMMUNITY TRANSMISSION LEVEL	HIGH TRANSMISSION	
PEOPLE RECEIVED AT LEAST 1 DOSE	8,156,749 people	77.8% of total pop.
PEOPLE 5-11 RECEIVED AT LEAST 1 DOSE	213,743 people	23.9% of 5-11 pop.
PEOPLE 12+ RECEIVED AT LEAST 1 DOSE	7,942,091 people	88.4% of 12+ pop.
PEOPLE FULLY VACCINATED	5,990,741 people	57.1% of total pop.
PEOPLE 12+ FULLY VACCINATED	5,858,600 people	65.2% of 12+ pop.
PEOPLE 65+ RECEIVED BOOSTER	526,033 people	35.4% of fully vaccinated 65+ pop.

COVID-19 Variants Detected in North Carolina by Week

Data is from [North Carolina Department of Health and Human Services' COVID-19 Surveillance Study](#). (Data is current as of 1/13/2022 at 4:00pm)

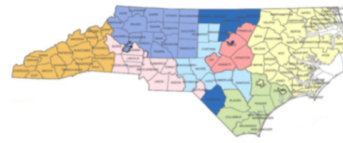
What COVID-19 variants are being detected in North Carolina?



The Omicron variant seems to spread more easily and quickly than other variants, which may lead to more cases of COVID-19. Current COVID-19 vaccines are expected to protect against severe illness, hospitalizations, and deaths from the Omicron variant. The best way to protect yourself is by getting a COVID-19 Vaccination, and booster once eligible.

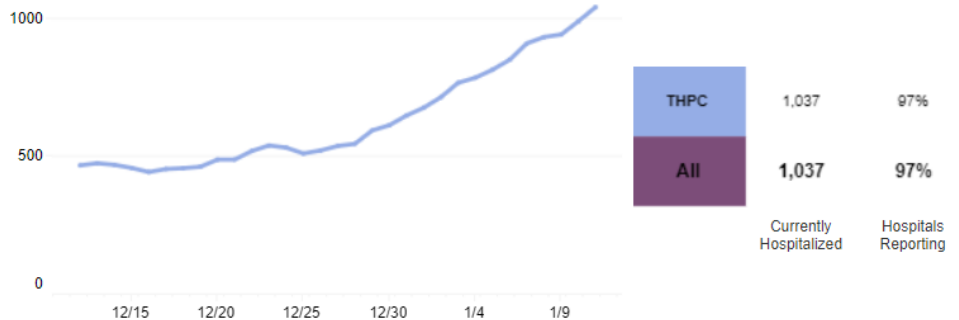
Regional COVID-19 Hospitalization Data

The hospitalization data reflected includes Allegheny County. All hospitalization data is from [NCDHHS' Hospitalization Data Dashboard](#). (All data is current as of 1/13/2022 at 2:00 pm)

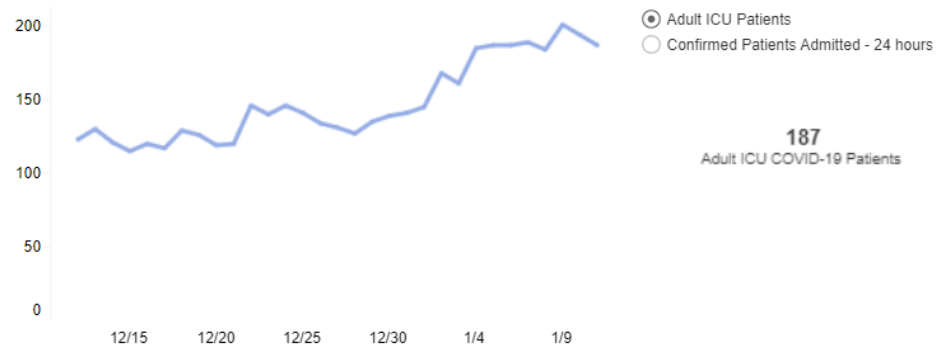


CapRAC - Capital Region Healthcare Preparedness Coalition
DHPC - Duke Healthcare Preparedness Coalition
EHPC - Eastern Healthcare Preparedness Coalition
MAHPC - Mountain Area Healthcare Preparedness Coalition
MCRHC - Mid Carolina Regional Healthcare Coalition
MHPC - Metrolina Healthcare Preparedness Coalition
SHPR - Southeastern Healthcare Preparedness Region
THPC - Triad Healthcare Preparedness Coalition

Currently Hospitalized COVID-19 Patients in Triad Health Preparedness Coalition Region (THPC)



Number of COVID-19 Adult ICU Patients in THPC



Weekly COVID-19 Hospital Severity Trend: Percent of Patients on a Ventilator in THPC



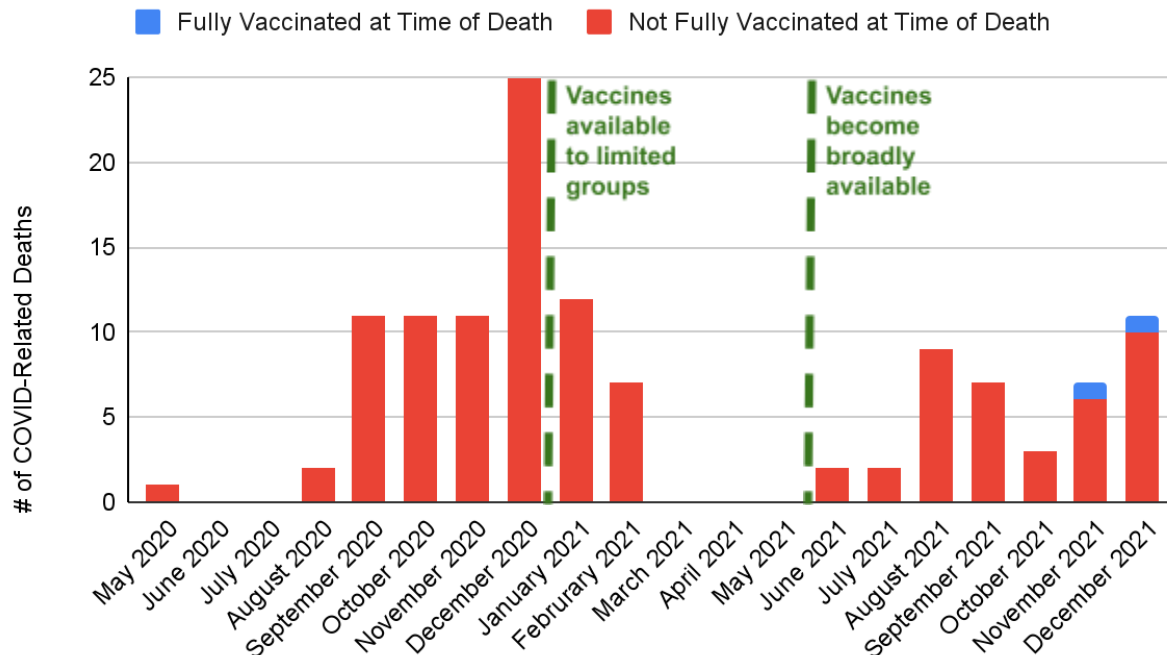
Weekly COVID-19 Hospital Severity Trend: Percent of Pediatric Hospitalizations in THPC



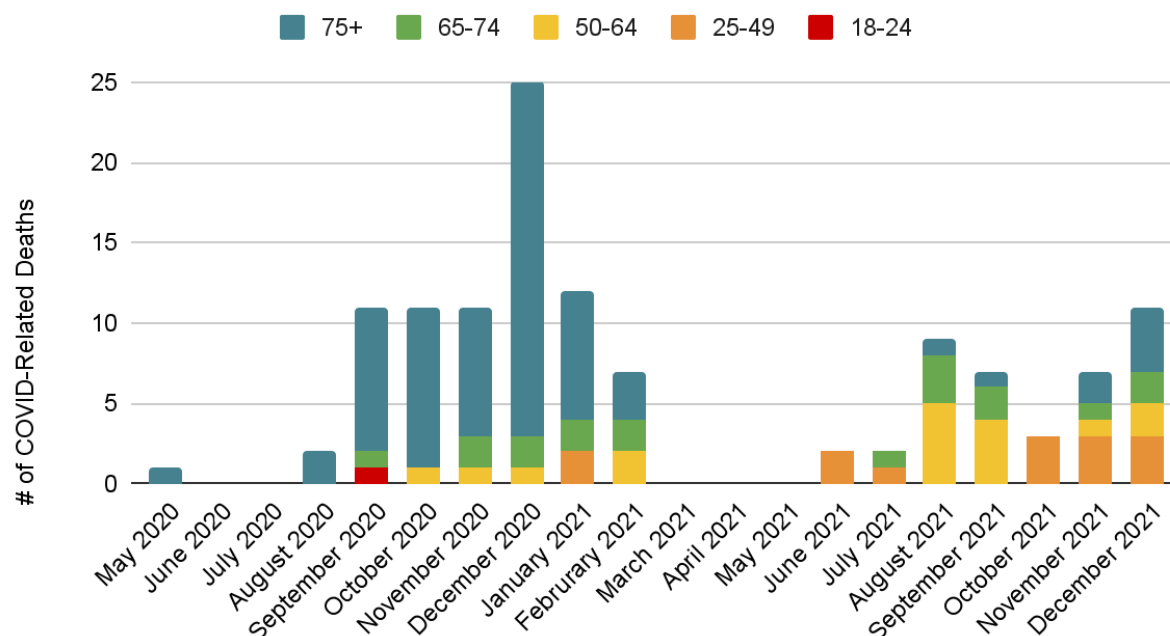
Monthly COVID-Related Deaths in the Appalachian District

The data reflected includes COVID-19 related deaths for residents of Alleghany, Ashe and Watauga counties combined. Data is collected from hospital reports (*All data is current as of 1/6/2022 at 9:00 am*)

COVID-19 Related Deaths Over Time in Appalachian District Residents

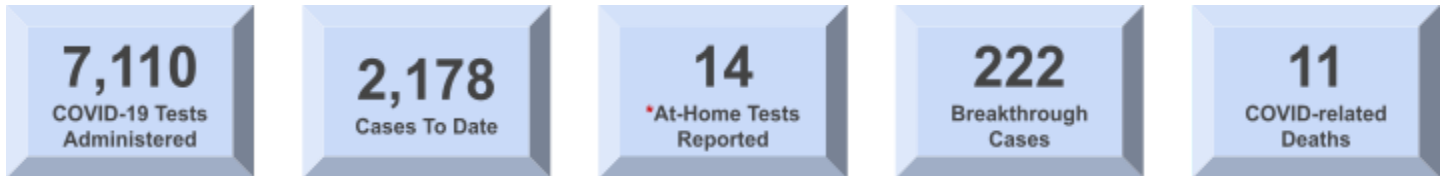


COVID-19 Related Deaths in Appalachian District Residents by Age



Allegheny County COVID-19 Case Updates

Updated Cases to Date in **Allegheny County**: (All data is current as of 1/13/2022 at 9:00 am- Cumulative case counts may decrease or fluctuate due to ongoing reconciliation of data sets and elimination of duplicate data.)



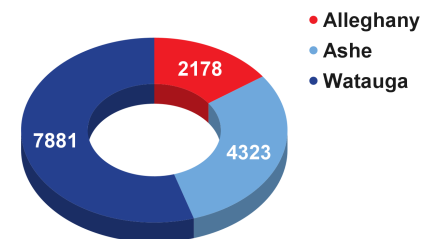
*At-Home tests, while they provide valuable information regarding COVID status and potential spread, are reportable to NCDHHS as suspected cases and are thus not included in our cases to date.

A breakthrough case is when someone who is fully vaccinated becomes infected. **Breakthrough cases occur in only a small proportion of vaccinated people and the vast majority are avoiding serious illness, hospitalization, or death.**

If you have COVID-19 symptoms or have been exposed to someone with COVID-19 (regardless of whether or not you have symptoms), we recommend you be tested.

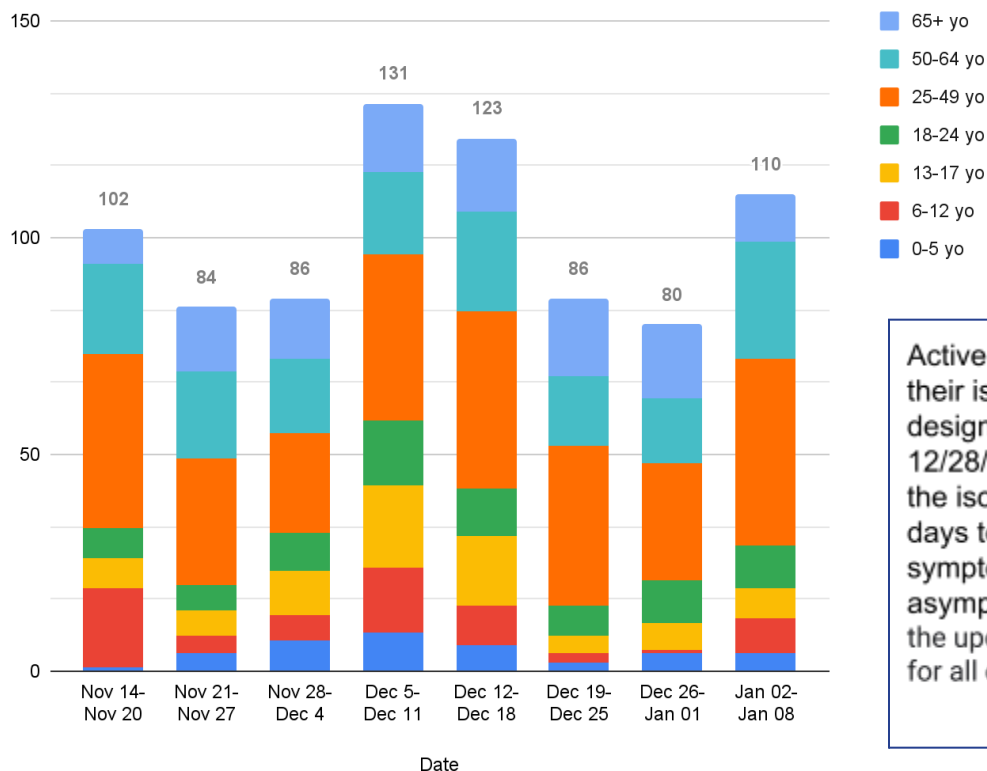
AppHealthCare offers free drive-up testing. Refer to our [website](#) for more information and FAQs regarding getting tested for COVID-19.

Positive Cases

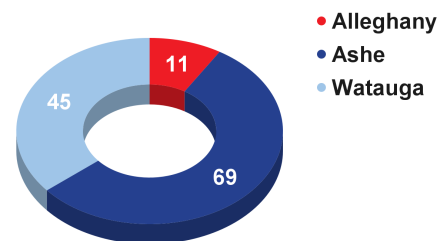


Active Cases/Week Broken Down by Age Group

Allegheny County



COVID-19 Deaths



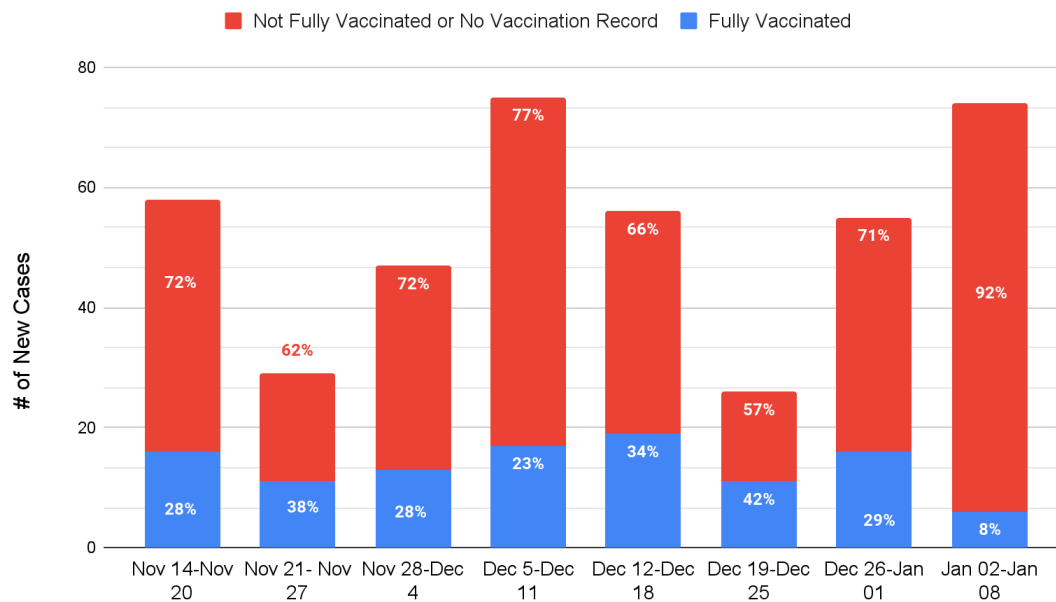
Active cases include those in their isolation period within the designated time frame. On 12/28/2021 the CDC reduced the isolation period from 10 days to 5 days, starting from symptom onset, or test date if asymptomatic. The data reflects the updated 5-day isolation period for all date ranges represented.

[Click here to view COVID-19 case and trend distribution by demographic groups for Allegheny County.](#)

Allegheny County COVID-19 Case Trends

New Cases per Week by Vaccination Status

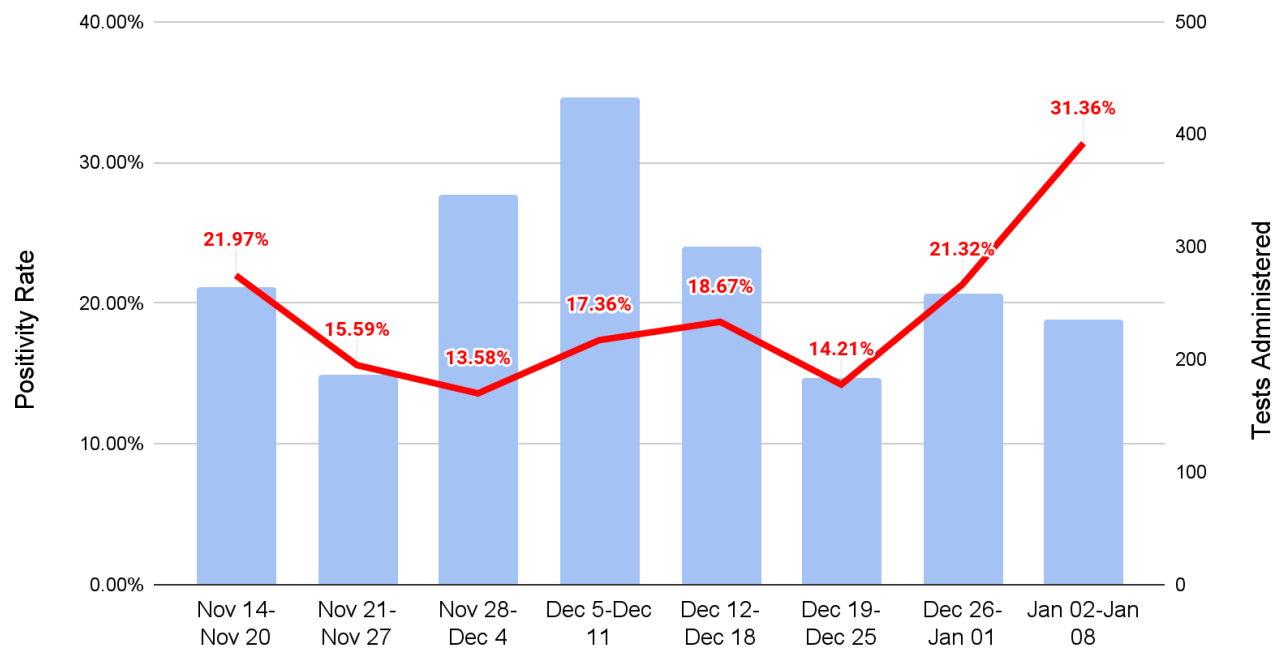
Allegheny County



This figure shows the proportion of new cases who are fully vaccinated at the time of illness identification. To be classified as fully vaccinated an individual must have received their first dose in a single dose series or 2nd dose in a 2 dose series at least 14 days ago. Cases who are partially vaccinated, vaccinated less than 2 weeks prior to illness, or who have no record of vaccination available are represented in red.

Tests Administered Vs Positivity Rate

Allegheny County



Active Clusters and Outbreaks in Alleghany County

An outbreak is defined as two or more laboratory confirmed cases within a 14 day period in a congregate living setting. A cluster is defined as a minimum of five cases within a 14-day period and plausible epidemiologic linkage between cases. An outbreak or cluster is considered active until 28 days have passed with no newly identified cases. Additional information on the [definitions of outbreaks and clusters](#) is provided by the North Carolina Department of Health & Human Services.

County	Setting Name	Setting Type	Active Cases	Cumulative Cases	Latest Positive Result
*There are no active clusters/outbreaks in Alleghany county at this time.					

(Cluster and outbreak data is current as of 1/12/2022 at 9am)

Alleghany (336) 372-5641 | Ashe (336) 246-9449 | Watauga (828) 264-4995

AppHealthCare COVID-19 Call Center: (828) 795-1970

General COVID-19 Questions: preparedness@apphealth.com

Media inquiries: media@apphealth.com

www.AppHealthCare.com and follow us on Facebook & Twitter

